










Projector with snowfall, function description

Remote control	Buttons	Function	Detail instruction
		on/off	power on/power off
		color select by hand (memory function)	color sequence & circle by hand: red/blue/green/red+blue+white/white/red+white/ blue+white/red+green/red+green+blue/green+blue
		timer: 6H on/18H off	press it and projector will flash 3 times to indicate that timer is set. Press it again and projector will flash 1 time then the timer is cancelled. If power is off, the timer need to be reset.
		color change automatically (memory function)	color sequence & circle automatically: red/blue/green/red+blue+white/white/red+white/ blue+white/red+green/red+green+blue/green+blue
		speed down (memory function)	Press it to change the snowing speed to slower -1 fast: 13 seconds -2 middle: 27 seconds -3 slow: 40 seconds -4 stop
		speed up (memory function)	press it to change the snowing speed to faster -1 slow: 40 seconds -2 middle: 27 seconds -3 fast: 13 seconds
		fade select by hand (memory function)	press it to change the fade color by hand: - red/white: red fading, white fading - blue/white: blue fading, white fading - red/blue/green/red+blue+white/white: red fading, blue fading; green fading; red+blue+white fading together, white fading. - red/green: red fading; green fading - red+white/blue+white: red+white fading together; blue+white fading together. - red+green/blue+green: red+green fading together; blue+green fading together. - red+blue+green/white: red+blue+green fading together, white fading.
		fade change automatically (memory function)	press it to change the fade color automatically: color fading same as above selected by hand.